

March 23rd, 2011

Fukushima Dai-ichi
Monitoring points

- ① North side of main office building (approx. 0.5km from Unit 2 in northwest direction)
- ② Near Gymnasium (East side of MP-5) (approx. 0.9km from Unit 2 in westnorthwest direction)
- ③ Near West Gate (near MP-5) (approx. 1.1km from Unit 2 in west direction)
- ④ Front of near Main Gate (near MP-6) (approx. 1.0km from Unit 2 in westnorthwest direction)

Monitoring points	④																							
monitoring car	0:00	0:10	0:20	0:30	0:40	0:50	1:00	1:10	1:20	1:30	1:40	1:50	2:00	2:10	2:20	2:30	2:40	2:50	3:00	3:10	3:20	3:30	3:40	3:50
Reading(μ Sv/h)	233.4	233.3	232.3	231.6	230.1	229.4	227.5	227.4	227.2	226.8	226.8	226.7	226.9	227.1	227.1	227.2	227.3	227.6	228.5	228.7	228.8	228.8	228.8	229.0
neutron	N.D	N.D	N.D	N.D	N.D	N.D	N.D	N.D	N.D	N.D	N.D	N.D	N.D	N.D	N.D	N.D	N.D	N.D	N.D	N.D	N.D	N.D	N.D	N.D
wind direction	NW	NW	NNW	W	NW	NE	N	NE	NNW	NNW	NNW	N	N	N	NW	N	N	NW	NNW	N	NNW	NNW	N	NW
wind speed (m/s)	1.8	1.8	2.6	4.3	2.5	5.5	2.4	6.5	6.0	4.2	3.4	3.3	3.2	2.8	2.8	2.9	3.0	3.1	2.9	2.2	2.3	2.3	2.6	2.2

Monitoring points	④																							
monitoring car	4:00	4:10	4:20	4:30	4:40	4:50	5:00	5:10	5:20	5:30	5:40	5:50	6:00	6:10	6:20	6:30	6:40	6:50	7:00	7:10	7:20	7:30	7:40	7:50
Reading(μ Sv/h)	229.1	229.1	229.4	229.3	229.5	229.5	229.5	229.3	229.6	229.5	229.5	229.7	229.6	229.6	229.4	229.6	229.5	229.3	229.3	229.5	229.3	229.5	229.0	229.3
neutron	N.D	N.D	N.D	N.D	N.D	N.D	N.D	N.D	N.D	N.D	N.D	N.D	N.D	N.D	N.D	N.D	N.D	N.D	N.D	N.D	N.D	N.D	N.D	N.D
wind direction	N	NW	NNW	NW	NNW	N	N	N	NNW	NW	NNW	NW	NNW	NNW	NW	NNW	NW	NNW	NNW	NNW	NNW	NNW	NNW	N
wind speed (m/s)	2.1	2.1	2.4	1.7	1.8	2.1	2.1	1.8	2.2	2.1	2.2	2.4	2.5	2.5	2.6	2.7	2.4	2.1	2.7	2.4	2.6	2.8	3.0	2.5

Monitoring points	④																							
monitoring car	8:00	8:10	8:20	8:30	8:40	8:50	9:00	9:10	9:20	9:30	9:40	9:50	10:00	10:10	10:20	10:30	10:40	10:50	11:00	11:10	11:20	11:30	11:40	11:50
Reading(μ Sv/h)	229.4	229.5	229.2	229.4	229.1	229.1	229.1	228.7	227.6	226.9	228.6	227.6	211.4	227.7	227.2	227.3	227.1	227.2	227.0	226.8	226.8	226.3	225.7	226.3
neutron	N.D	N.D	N.D	N.D	N.D	N.D	N.D	N.D	N.D	N.D	N.D	N.D	N.D	N.D	N.D	N.D	N.D	N.D	N.D	N.D	N.D	N.D	N.D	N.D
wind direction	N	N	NNW	NNW	NNW	NNW	N	NNE	N	N	NNE	NNE	N	N	NNE	N	NNW	N	NNW	N	NNE	NNE	N	N
wind speed (m/s)	3.1	3.2	3.5	3.9	4.4	3.1	3.5	3.3	2.9	3.4	2.5	3.1	2.6	2.7	3.1	2.9	2.9	3.1	3.0	2.6	2.5	2.1	2.2	1.5

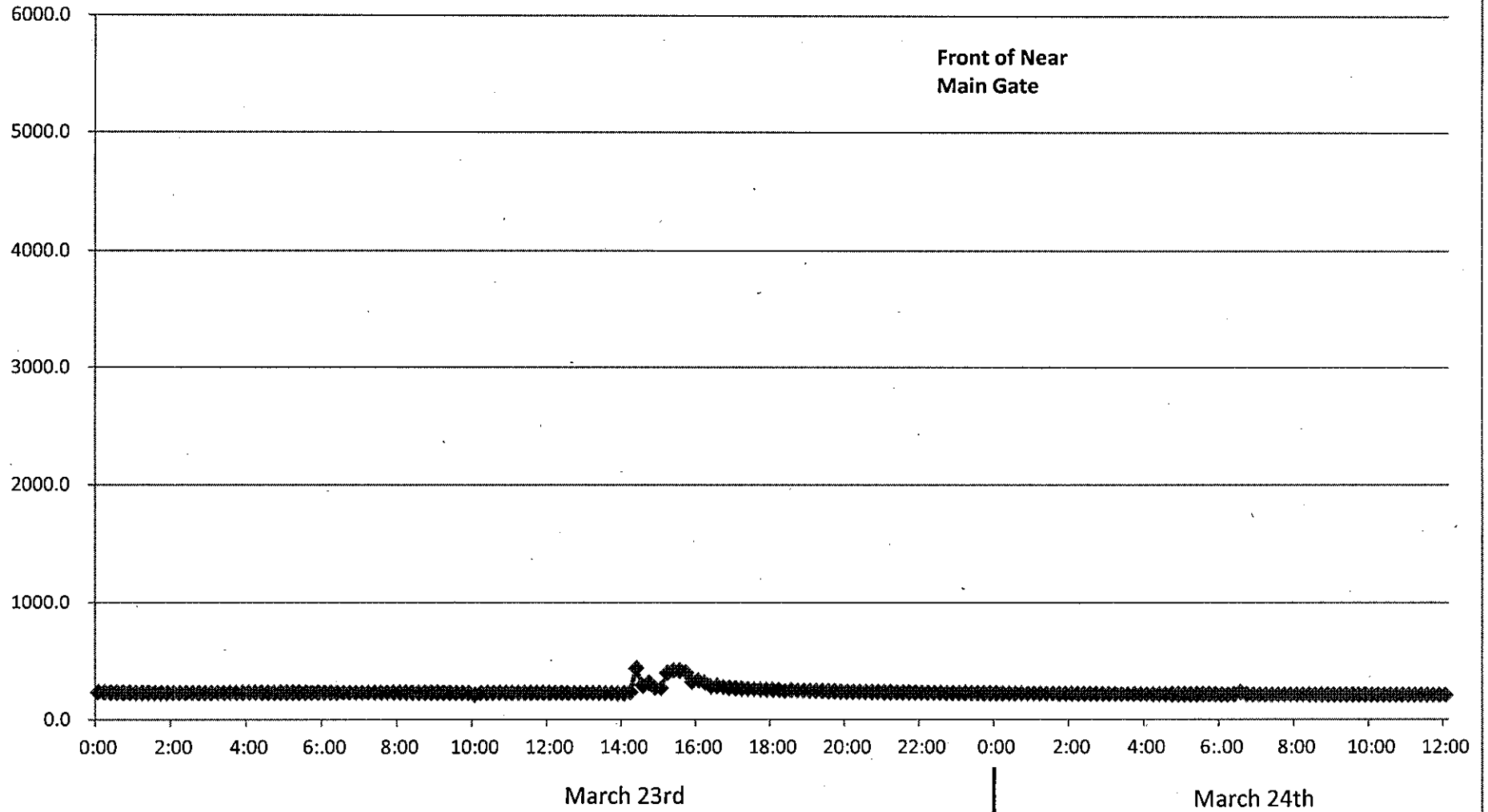
Monitoring points	④																							
monitoring car	12:00	12:10	12:20	12:30	12:40	12:50	13:00	13:10	13:20	13:30	13:40	13:50	14:00	14:10	14:20	14:30	14:40	14:50	15:00	15:10	15:20	15:30	15:40	15:50
Reading(μ Sv/h)	225.2	226.0	224.8	224.9	224.7	224.8	225.4	224.8	225.7	224.1	223.7	222.7	222.4	231.1	435.0	288.7	309.7	267.8	265.4	396.0	415.6	414.7	401.6	318.4
neutron	N.D	N.D	N.D	N.D	N.D	N.D	N.D	N.D	N.D	N.D	N.D	N.D	N.D	N.D	N.D	N.D	N.D	N.D	N.D	N.D	N.D	N.D	N.D	N.D
wind direction	NNW	NNE	W	W	WNW	E	E	ESE	N	N	NE	NW	N	NE	ESE	E	ESE	ESE	NE	N	E	SSE	ESE	ESE
wind speed (m/s)	1.6	2.6	1.6	1.6	1.5	1.4	1.2	1.9	2.0	1.5	1.3	1.2	1.4	1.0	1.6	0.9	1.6	1.7	1.6	1.5	1.3	1.0	1.1	0.7

Monitoring points	④																							
monitoring car	16:00	16:10	16:20	16:30	16:40	16:50	17:00	17:10	17:20	17:30	17:40	17:50	18:00	18:10	18:20	18:30	18:40	18:50	19:00	19:10	19:20	19:30	19:40	19:50
Reading(μ Sv/h)	331.5	313.4	280.9	283.7	274.4	269.3	265.1	262.1	259.5	257.0	255.8	254.2	253.0	251.3	241.2	249.0	246.9	245.8	244.6	243.5	242.1	241.0	240.2	237.6
neutron	N.D	N.D	N.D	N.D	N.D	N.D	N.D	N.D	N.D	N.D	N.D	N.D	N.D	N.D	N.D	N.D	N.D	N.D	N.D	N.D	N.D	N.D	N.D	N.D
wind direction	E	S	SE	SSW	SSE	SW	N	E	NNW	NW	W	WNW	NW	NNW	N	NW	NNW	NE	N	N	N	NNE	W	WSW
wind speed (m/s)	0.9	0.9	1.3	1.0	0.8	0.9	0.5	0.6	2.1	2.2	2.7	2.0	1.5	0.9	2.3	2.1	2.3	1.7	1.2	1.4	0.8	0.4	0.4	0.8

Monitoring points	④																							
monitoring car	20:00	20:10	20:20	20:30	20:40	20:50	21:00	21:10	21:20	21:30	21:40	21:50	22:00	22:10	22:20	22:30	22:40	22:50	23:00	23:10	23:20	23:30	23:40	23:50
Reading(μ Sv/h)	236.5	235.8	235.3	234.3	233.2	232.8	232.3	231.5	230.6	230.2	229.5	228.8	228.3	227.3	226.8	226.5	225.8	225.4	224.9	224.7	224.3	224.0	223.0	223.0
neutron	N.D	N.D	N.D	N.D	N.D	N.D	N.D	N.D	N.D	N.D	N.D	N.D	N.D	N.D	N.D	N.D	N.D	N.D	N.D	N.D	N.D	N.D	N.D	N.D
wind direction	NNE	E	SW	SW	E	E	WSW	SE	SSE	SW	W	WSW	W	W	W	W	WNW	WNW	W	NW	W	W	SW	SE
wind speed (m/s)	0.2	0.2	0.3	0.3	0.5	0.3	0.3	0.5	0.3	0.4	0.4	0.4	0.5	0.4	0.3	0.4	0.4	0.5	0.5	0.5	0.5	0.6	0.5	0.4

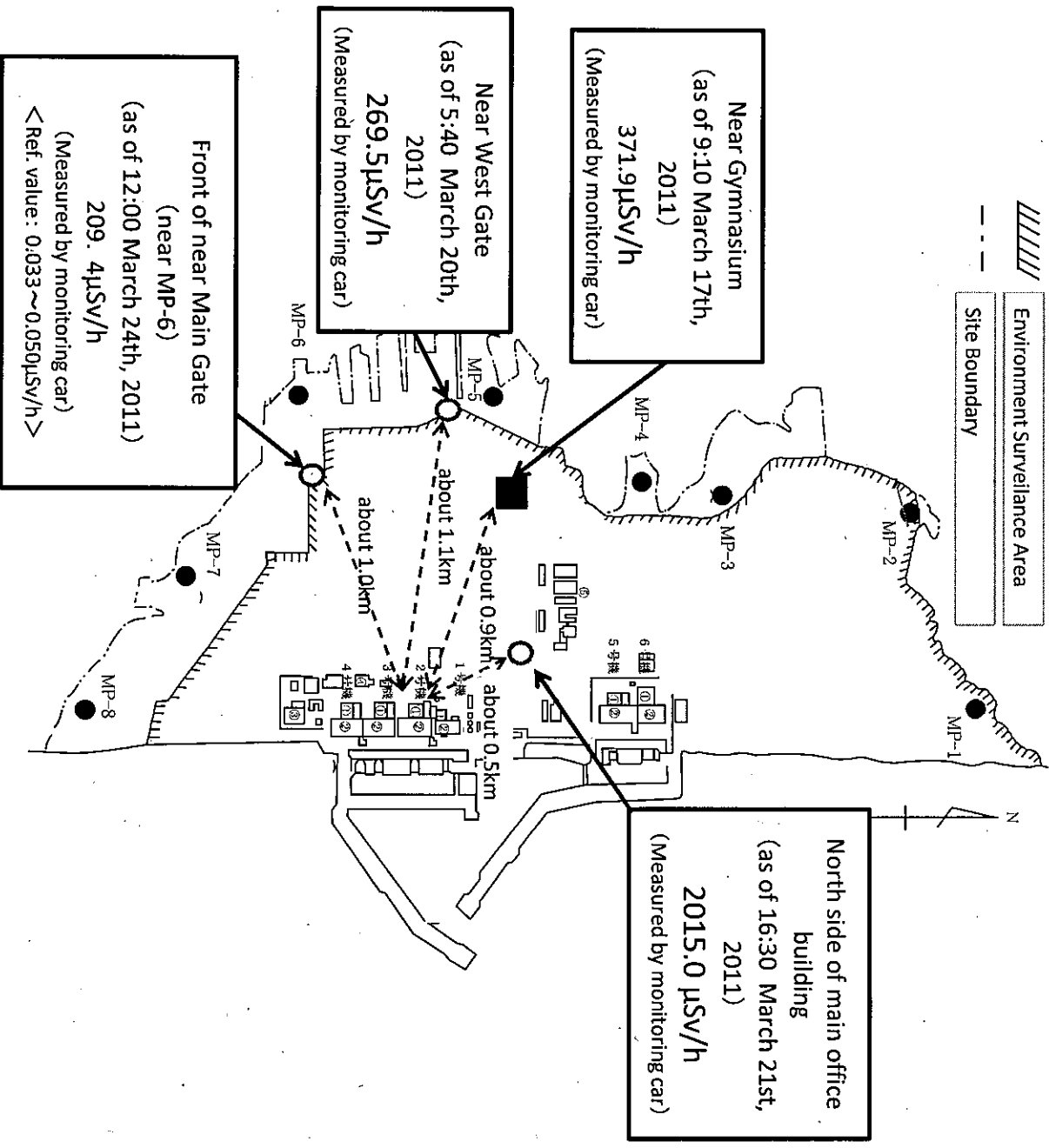
Dose rate measured in Fukushima Dai-ichi NPS

$\mu\text{Sv/h}$



Fukushima Dai-ichi NPS

1s of 12:00, March 24th, 2011



March 24th, 2011																								
Monitoring Posts	0:00	0:10	0:20	0:30	0:40	0:50	1:00	1:10	1:20	1:30	1:40	1:50	2:00	2:10	2:20	2:30	2:40	2:50	3:00	3:10	3:20	3:30	3:40	3:50
MP1 (μ Sv/h)	13.693	13.730	13.647	13.653	13.610	13.613	13.583	13.630	13.580	13.600	13.527	13.540	13.540	13.473	13.480	13.513	13.497	13.487	13.473	13.427	13.393	13.410	13.417	13.337
MP2 (μ Sv/h)	8.103	8.047	8.117	8.117	8.070	8.080	8.050	8.007	8.047	8.027	8.017	8.040	7.997	7.993	7.973	7.967	7.987	7.987	7.973	7.967	7.943	7.927	7.920	7.927
MP3 (μ Sv/h)	13.350	13.320	13.300	13.323	13.287	13.257	13.257	13.207	13.230	13.217	13.257	13.177	13.160	13.127	13.097	13.143	13.103	13.107	13.123	13.120	13.087	13.017	13.073	13.037
MP4 (μ Sv/h)	10.477	10.460	10.460	10.463	10.420	10.443	10.433	10.403	10.410	10.377	10.403	10.390	10.347	10.350	10.323	10.327	10.303	10.263	10.267	10.297	10.250	10.277	10.267	10.250
MP5 (μ Sv/h)	9.827	9.800	9.800	9.800	9.800	9.800	9.700	9.800	9.747	9.700	9.700	9.693	9.720	9.700	9.700	9.700	9.680	9.600	9.653	9.607	9.600	9.600	9.607	9.600
MP6 (μ Sv/h)	11.013	11.017	10.940	10.970	10.943	10.927	10.910	10.917	10.940	10.863	10.860	10.860	10.827	10.827	10.853	10.837	10.797	10.810	10.750	10.770	10.773	10.747	10.690	10.740
MP7 (μ Sv/h)	N.D	N.D	N.D	N.D	N.D	N.D	N.D	N.D	N.D	N.D	N.D	N.D	N.D	N.D	N.D	N.D	N.D	N.D	N.D	N.D	N.D	N.D	N.D	N.D
Wind direction	NW	WNW	NW	WNW	WNW	WNW	NW	NNW	NNW	NNW	NW	WNW	WNW	NW	NW	NW	NW	NW	NW	NW	NNW	NNW	NW	WNW
Wind speed(m/s)	5.0	3.6	3.0	3.0	5.3	6.9	4.7	4.1	3.8	2.8	2.9	4.6	3.2	1.8	4.1	4.4	3.7	3.1	2.6	2.0	3.0	3.2	2.6	3.4

March 24th, 2011																								
monitoring point	4:00	4:10	4:20	4:30	4:40	4:50	5:00	5:10	5:20	5:30	5:40	5:50	6:00	6:10	6:20	6:30	6:40	6:50	7:00	7:10	7:20	7:30	7:40	7:50
MP1 (μ Sv/h)	13.407	13.360	13.367	13.323	13.353	13.303	13.307	13.323	13.283	13.253	13.253	13.237	13.240	13.193	13.257	13.240	13.200	13.177	13.210	13.200	13.143	13.127	13.163	13.157
MP2 (μ Sv/h)	7.913	7.897	7.883	7.880	7.900	7.873	7.860	7.837	7.837	7.833	7.827	7.790	7.823	7.810	7.843	7.803	7.757	7.807	7.777	7.793	7.770	7.777	7.763	7.723
MP3 (μ Sv/h)	13.023	13.013	13.007	12.997	12.967	12.947	12.978	12.987	12.957	12.923	12.963	12.923	12.950	12.880	12.857	12.883	12.897	12.867	12.817	12.823	12.847	12.810	12.807	12.810
MP4 (μ Sv/h)	10.230	10.230	10.227	10.230	10.170	10.187	10.190	10.153	10.133	10.193	10.143	10.133	10.100	10.127	10.093	10.110	10.100	10.053	10.053	10.037	10.050	10.050	10.040	10.023
MP5 (μ Sv/h)	9.600	9.607	9.580	9.547	9.547	9.600	9.507	9.500	9.507	9.507	9.507	9.507	9.427	9.507	9.400	9.407	9.407	9.407	9.407	9.407	9.407	9.407	9.407	9.407
MP6 (μ Sv/h)	10.717	10.727	10.687	10.677	10.680	10.650	10.667	10.640	10.650	10.630	10.603	10.603	10.617	10.610	10.560	10.587	10.560	10.560	10.527	10.540	10.553	10.523	10.510	10.517
MP7 (μ Sv/h)	N.D	N.D	N.D	N.D	N.D	N.D	N.D	N.D	N.D	N.D	N.D	N.D	N.D	N.D	N.D	N.D	N.D	N.D	N.D	N.D	N.D	N.D	N.D	N.D
wind direction	NW	NW	NW	N	NW	W	NNW	S	SW	SW	SW	SSW	WSW	W	WNW	WNW	N	NNW	W	W	W	SSW	SW	SSW
wind speed (m/s)	3.3	2.4	1.9	1.9	1.1	0.6	0.1	0.4	1.2	1.9	2.2	1.9	2.7	1.1	1.0	1.2	0.4	0.4	3.0	9.4	3.3	0.6	2.1	1.9

March 24th, 2011																								
monitoring point	8:00	8:10	8:20	8:30	8:40	8:50	9:00	9:10	9:20	9:30	9:40	9:50	10:00	10:10	10:20	10:30	10:40	10:50	11:00	11:10	11:20	11:30	11:40	11:50
MP1 (μ Sv/h)	13.127	13.137	13.137	13.093	13.080	13.073	13.067	13.087	13.060	13.047	12.980	12.990	12.967	13.000	12.957	12.997	12.973	12.957	12.983	12.940	12.930	12.903	12.930	12.883
MP2 (μ Sv/h)	7.747	7.753	7.750	7.740	7.743	7.733	7.697	7.707	7.720	7.680	7.710	7.680	7.677	7.643	7.637	7.650	7.647	7.670	7.617	7.630	7.620	7.590	7.600	7.610
MP3 (μ Sv/h)	12.810	12.737	12.773	12.730	12.710	12.723	12.707	12.693	12.670	12.660	12.653	12.650	12.667	12.620	12.617	12.613	12.627	12.577	12.527	12.547	12.570	12.567	12.540	12.523
MP4 (μ Sv/h)	10.013	10.007	9.980	9.967	9.983	9.960	9.963	9.923	9.960	9.907	9.880	9.903	9.873	9.850	9.813	9.863	9.847	9.827	9.823	9.817	9.790	9.783	9.753	9.797
MP5 (μ Sv/h)	9.407	9.313	9.380	9.313	9.320	9.313	9.313	9.313	9.313	9.313	9.260	9.267	9.287	9.267	8.647	8.820	9.167	9.213	9.213	9.180	9.147	9.173	9.147	9.113
MP6 (μ Sv/h)	10.497	10.490	10.470	10.480	10.453	10.463	10.437	10.447	10.420	10.407	10.427	10.410	10.427	10.393	10.350	10.427	10.373	10.380	10.343	10.297	10.333	10.347	10.337	10.330
MP7 (μ Sv/h)	N.D	N.D	N.D	N.D	N.D	N.D	N.D	N.D	N.D	N.D	N.D	N.D	N.D	N.D	N.D	N.D	N.D	N.D	N.D	N.D	N.D	N.D	N.D	N.D
wind direction	SW	SSW	SSW	S	SE	SE	SE	S	SSE	S	SSE	SSE	SE	SE	SSE	SE	SSE	SSE	SSE	SSE	SSE	SSE	SSE	SSE
wind speed (m/s)	2.1	1.5	2.3	2.5	3.2	3.9	4.1	4.1	3.8	3.6	4.7	4.3	4.2	3.9	4.6	5.0	5.3	4.5	4.3	5.3	6.1	5.1	5.7	6.5

Fukushima Dai-ri (TEPCO's Monitoring Post)

W: West E: East S: South N: North

March 23rd, 2011																								
monitoring point	12:00	12:10	12:20	12:30	12:40	12:50	13:00	13:10	13:20	13:30	13:40	13:50	14:00	14:10	14:20	14:30	14:40	14:50	15:00	15:10	15:20	15:30	15:40	15:50
MP1 (μ Sv/h)	15.023	14.927	14.853	14.873	15.750	20.500	17.983	20.920	17.483	17.703	17.797	17.530	17.373	17.117	16.940	16.823	16.710	16.590	16.517	16.447	16.133	16.013	15.907	15.813
MP2 (μ Sv/h)	8.987	8.927	8.900	8.990	9.303	11.683	10.363	12.877	9.973	10.347	10.447	10.313	10.077	9.867	9.800	9.720	9.697	9.613	9.570	9.910	9.357	9.317	9.240	9.207
MP3 (μ Sv/h)	15.070	15.007	14.930	14.987	15.350	17.373	16.193	17.070	16.417	16.213	16.297	16.117	16.047	15.883	16.010	15.663	15.630	15.617	15.513	15.763	15.167	15.083	15.050	14.963
MP4 (μ Sv/h)	11.590	11.550	11.513	11.633	11.950	12.763	12.863	13.457	12.787	12.677	12.847	12.803	12.650	12.523	12.497	12.357	12.320	12.307	12.320	12.373	12.050	11.957	11.860	11.807
MP5 (μ Sv/h)	10.973	10.973	10.880	10.913	11.140	12.053	12.287	12.300	12.127	11.853	12.147	12.093	12.000	11.853	11.760	11.660	11.660	11.660	11.660	11.660	11.393	11.213	11.167	11.073
MP6 (μ Sv/h)	11.943	11.873	11.870	11.867	12.090	12.903	14.307	14.193	13.990	13.533	13.860	13.837	13.637	13.510	13.370	13.247	13.173	13.187	13.083	12.963	12.843	12.727	12.613	12.570
MP7 (μ Sv/h)	N.D	N.D	N.D	N.D	N.D	N.D	N.D	N.D	N.D	N.D	N.D	N.D	N.D	N.D	N.D	N.D	N.D	N.D	N.D	N.D	N.D	N.D	N.D	N.D
wind direction	N	N	N	NNW	N	NE	NNE	NNE	NNE	NNE	NE	NE	NE	NNE	NNE	NE	ENE	ENE	ENE	NE	NE	NE	NNE	NNE
wind speed (m/s)	6.0	6.2	4.7	3.1	2.5	2.5	4.7	4.4	3.8	5.7	8.6	7.6	7.2	6.6	5.9	3.6	3.2	3.5	2.9	4.0	5.0	4.1	4.4	3.7

March 23rd, 2011																								
monitoring point	16:00	16:10	16:20	16:30	16:40	16:50	17:00	17:10	17:20	17:30	17:40	17:50	18:00	18:10	18:20	18:30	18:40	18:50	19:00	19:10	19:20	19:30	19:40	19:50
MP1 (μ Sv/h)	15.727	15.600	15.443	15.383	15.313	15.277	15.267	15.210	15.163	15.110	15.030	14.883	14.830	14.773	14.653	14.730	14.613	14.563	14.547	14.513	14.443	14.437	14.403	14.337
MP2 (μ Sv/h)	9.160	9.070	9.090	9.047	9.020	9.000	9.067	8.977	8.983	8.903	8.833	8.767	8.723	8.677	8.657	8.680	8.620	8.610	8.530	8.567	8.540	8.510	8.493	8.460
MP3 (μ Sv/h)	14.920	14.833	14.773	14.657	14.733	14.707	14.760	14.770	14.557	14.497	14.397	14.343	14.257	14.260	14.173	14.157	14.103	14.087	13.990	14.007	13.940	13.933	13.860	13.867
MP4 (μ Sv/h)	11.720	11.720	11.647	11.617	11.577	11.620	11.657	11.583	11.490	11.447	11.343	11.333	11.273	11.190	11.167	11.143	11.127	11.063	11.037	11.007	11.010	10.970	10.963	10.900
MP5 (μ Sv/h)	11.047	11.067	10.973	10.920	10.880	10.873	10.900	10.873	10.860	10.827	10.707	10.587	10.587	10.527	10.487	10.433	10.420	10.380	10.387	10.387	10.367	10.293	10.287	10.233
MP6 (μ Sv/h)	12.490	12.453	12.370	12.343	12.303	12.283	12.170	12.127	12.030	12.007	12.017	11.940	11.857	11.800	11.763	11.757	11.737	11.673	11.660	11.597	11.567	11.503	11.510	11.517
MP7 (μ Sv/h)	N.D	N.D	N.D	N.D	N.D	N.D	N.D	N.D	N.D	N.D	N.D	N.D	N.D	N.D	N.D	N.D	N.D	N.D	N.D	N.D	N.D	N.D	N.D	N.D
wind direction	NE	NE	NNE	NE	NE	NNE	NNE	N	N	NNE	NNW	N	NNW	NNW	NNW	NNW	NNW	NNW	NNW	NNW	NNW	NW	NNW	NW
wind speed (m/s)	2.1	2.5	4.1	2.0	1.6	0.7	0.9	0.4	0.5	2.3	2.6	5.5	6.9	6.1	5.8	6.1	5.2	5.2	4.2	5.8	6.0	4.2	3.6	3.8

March 23rd, 2011																								
monitoring point	20:00	20:10	20:20	20:30	20:40	20:50	21:00	21:10	21:20	21:30	21:40	21:50	22:00	22:10	22:20	22:30	22:40	22:50	23:00	23:10	23:20	23:30	23:40	23:50
MP1 (μ Sv/h)	14.277	14.263	14.220	14.240	14.183	14.130	14.113	14.093	14.047	14.037	13.967	13.963	13.967	13.987	13.920	13.903	13.873	13.860	13.800	13.810	13.773	13.773	13.783	13.737
MP2 (μ Sv/h)	8.437	8.423	8.367	8.380	8.357	8.380	8.357	8.323	8.310	8.300	8.293	8.287	8.233	8.253	8.237	8.220	8.203	8.220	8.207	8.140	8.170	8.120	8.157	8.133
MP3 (μ Sv/h)	13.867	13.793	13.740	13.763	13.763	13.707	13.700	13.693	13.587	13.623	13.587	13.553	13.583	13.490	13.603	13.473	13.470	13.473	13.440	13.410	13.380	13.397	13.367	13.353
MP4 (μ Sv/h)	10.897	10.883	10.843	10.830	10.797	10.820	10.763	10.733	10.737	10.703	10.707	10.667	10.700	10.640	10.633	10.610	10.577	10.570	10.543	10.557	10.533	10.523	10.480	10.507
MP5 (μ Sv/h)	10.213	10.187	10.187	10.187	10.160	10.093	10.093	10.093	10.040	10.040	10.000	10.000	9.993	10.000	9.993	9.993	9.973	9.893	9.920	9.900	9.893	9.900	9.840	9.847
MP6 (μ Sv/h)	11.447	11.443	11.420	11.407	11.363	11.330	11.280	11.280	11.293	11.230	11.217	11.233	11.197	11.180	11.170	11.170	11.147	11.123	11.107	11.077	11.053	11.040	11.007	11.007
MP7 (μ Sv/h)	N.D	N.D	N.D	N.D	N.D	N.D	N.D	N.D	N.D	N.D	N.D	N.D	N.D	N.D	N.D	N.D	N.D	N.D	N.D	N.D	N.D	N.D	N.D	N.D
wind direction	NW	NW	NW	NW	NW	NW	NW	NW	NW	NNW	NNW	NNW	NNW	NW	NW	NNW	NW	NNW	NW	WNW	NW	NW	NW	NW
wind speed (m/s)	5.0	6.6	8.5	8.3	7.5	6.1	6.7	6.9	5.5	4.0	3.3	4.7	6.5	7.2	6.1	6.4	6.6	6.5	6.7	7.1	4.7	7.0	6.4	6.1

Fukushima Dai-ni (TEPCO's Monitoring Post)

2011/3/23

W: West E: East S: South N: North

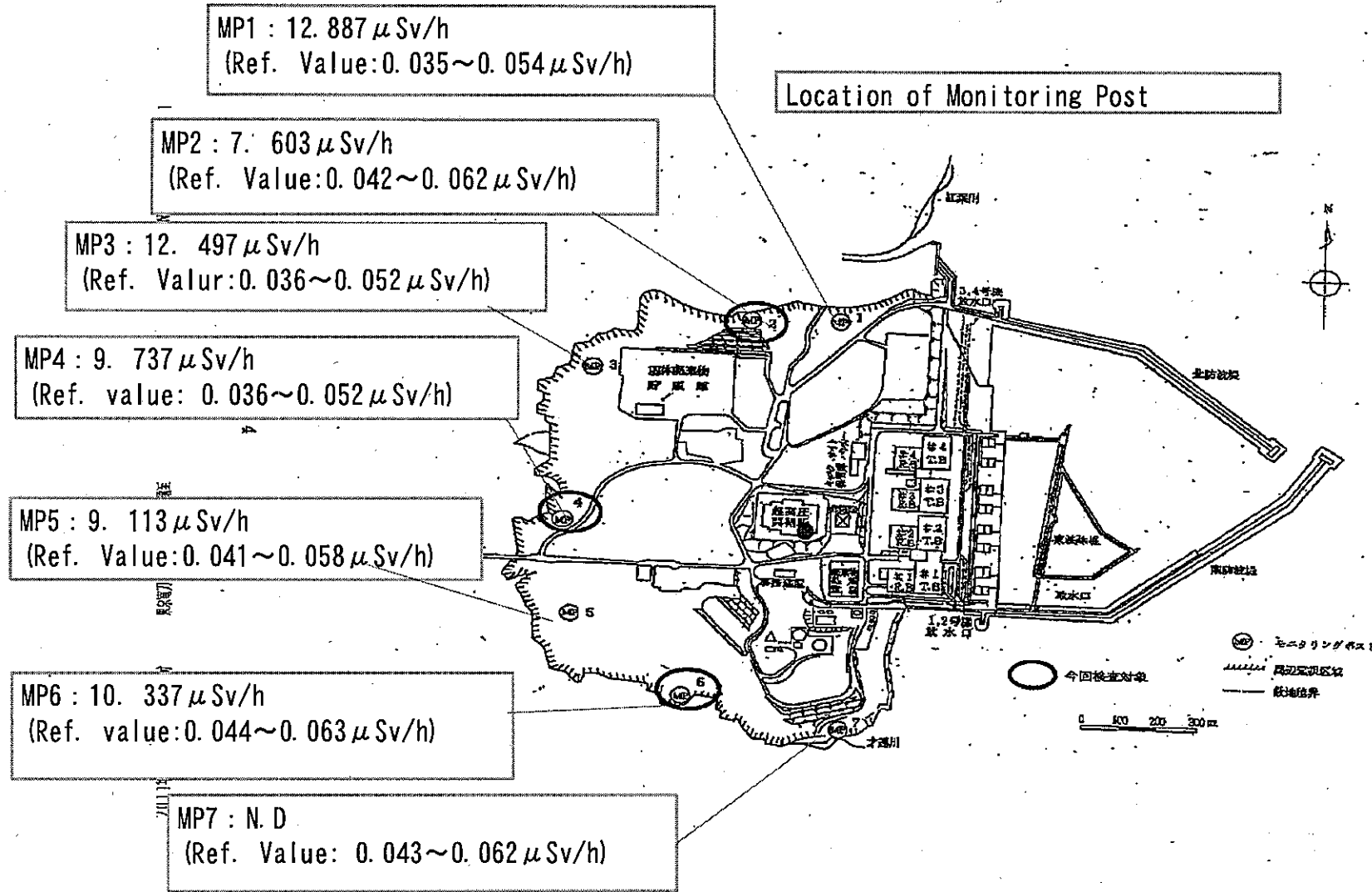
March 23rd, 2011																								
monitoring point	0:00	0:10	0:20	0:30	0:40	0:50	1:00	1:10	1:20	1:30	1:40	1:50	2:00	2:10	2:20	2:30	2:40	2:50	3:00	3:10	3:20	3:30	3:40	3:50
MP1 (μSv/h)	16.337	16.260	16.067	16.060	15.887	15.700	15.660	15.570	15.537	15.470	15.393	15.410	15.290	15.243	15.180	15.190	15.103	15.083	15.000	14.953	14.953	14.953	14.907	14.873
MP2 (μSv/h)	9.703	9.627	9.560	9.447	9.333	9.233	9.193	9.177	9.113	9.080	9.043	8.973	8.960	8.960	8.960	8.907	8.897	8.877	8.867	8.837	8.837	8.837	8.797	8.803
MP3 (μSv/h)	15.347	15.200	15.130	15.047	14.967	14.833	14.790	14.803	14.737	14.650	14.603	14.570	14.540	14.500	14.490	14.517	14.477	14.433	14.383	14.350	14.350	14.350	14.310	14.360
MP4 (μSv/h)	12.243	12.123	12.060	11.937	11.847	11.797	11.750	11.723	11.667	11.650	11.557	11.547	11.527	11.453	11.487	11.460	11.417	11.413	11.403	11.367	11.367	11.367	11.307	11.340
MP5 (μSv/h)	11.467	11.367	11.267	11.167	11.040	10.973	10.880	10.873	10.873	10.780	10.760	10.680	10.680	10.680	10.680	10.680	10.673	10.627	10.593	10.580	10.580	10.580	10.580	10.587
MP6 (μSv/h)	12.620	12.503	12.407	12.297	12.187	12.103	12.053	12.007	11.930	11.900	11.810	11.820	11.793	11.823	11.770	11.763	11.713	11.743	11.703	11.697	11.697	11.697	11.687	11.667
MP7 (μSv/h)	N.D	N.D	N.D	N.D	N.D	N.D	N.D	N.D	N.D	N.D	N.D	N.D	N.D	N.D	N.D	N.D	N.D	N.D	N.D	N.D	N.D	N.D	N.D	N.D
wind direction	NNW	NW	NNW	NW	NW	NNW	NNW	N	N	N	N	N	N	N	N	NNW	N	N	N	N	N	N	N	NNW
wind speed (m/s)	2.7	3.9	5.0	4.8	4.4	4.3	4.5	5.7	6.6	8.2	8.2	7.4	9.1	8.6	9.9	8.4	9.7	9.0	9.9	7.7	7.7	7.7	8.6	8.3

March 23rd, 2011																								
monitoring point	4:00	4:10	4:20	4:30	4:40	4:50	5:00	5:10	5:20	5:30	5:40	5:50	6:00	6:10	6:20	6:30	6:40	6:50	7:00	7:10	7:20	7:30	7:40	7:50
MP1 (μSv/h)	14.860	14.797	14.773	14.723	14.740	14.713	14.630	14.670	14.593	14.577	14.553	14.423	14.520	14.507	14.460	14.450	14.467	14.400	14.403	14.380	14.347	14.390	14.343	14.337
MP2 (μSv/h)	8.813	8.787	8.790	8.803	8.773	8.737	8.740	8.713	8.723	8.700	8.683	8.680	8.640	8.657	8.653	8.643	8.620	8.603	8.593	8.570	8.603	8.570	8.570	8.563
MP3 (μSv/h)	14.293	14.317	14.250	14.260	14.260	14.213	14.227	14.223	14.170	14.117	14.173	14.167	14.123	14.133	14.093	14.080	14.060	14.027	14.057	14.053	13.987	14.007	14.017	13.983
MP4 (μSv/h)	11.313	11.313	11.273	11.253	11.260	11.263	11.237	11.220	11.193	11.193	11.197	11.153	11.173	11.170	11.133	11.153	11.127	11.130	11.113	11.080	11.097	11.117	11.050	11.053
MP5 (μSv/h)	10.587	10.587	10.587	10.587	10.480	10.520	10.480	10.480	10.480	10.480	10.487	10.480	10.433	10.480	10.480	10.427	10.387	10.407	10.380	10.387	10.387	10.387	10.380	10.387
MP6 (μSv/h)	11.630	11.643	11.620	11.600	11.623	11.597	11.580	11.550	11.607	11.580	11.533	11.577	11.567	11.510	11.487	11.497	11.480	11.487	11.480	11.480	11.450	11.423	11.417	11.467
MP7 (μSv/h)	N.D	N.D	N.D	N.D	N.D	N.D	N.D	N.D	N.D	N.D	N.D	N.D	N.D	N.D	N.D	N.D	N.D	N.D	N.D	N.D	N.D	N.D	N.D	N.D
wind direction	N	N	N	N	N	N	N	N	N	N	N	N	N	N	N	N	N	N	N	N	N	N	N	N
wind speed (m/s)	8.6	8.5	8.0	7.8	8.3	7.7	7.5	7.1	7.6	7.5	8.7	8.6	8.2	8.7	9.1	8.5	9.9	8.9	9.6	8.6	8.6	8.0	9.4	8.9

March 23rd, 2011																								
monitoring point	8:00	8:10	8:20	8:30	8:40	8:50	9:00	9:10	9:20	9:30	9:40	9:50	10:00	10:10	10:20	10:30	10:40	10:50	11:00	11:10	11:20	11:30	11:40	11:50
MP1 (μSv/h)	14.307	15.697	16.200	19.693	17.380	17.463	16.780	16.483	16.347	16.143	16.010	15.917	15.783	15.657	15.590	15.533	15.453	15.407	15.323	15.187	15.380	15.260	15.133	15.073
MP2 (μSv/h)	8.573	8.923	9.273	11.147	10.563	10.817	9.570	9.350	9.277	9.197	9.190	9.097	9.057	9.067	9.067	9.027	8.983	8.943	8.903	8.917	9.307	9.120	9.077	8.967
MP3 (μSv/h)	13.953	13.980	14.407	15.590	17.423	18.627	17.130	16.520	16.220	16.110	15.933	15.813	15.693	15.613	15.510	15.453	15.397	15.447	15.227	15.357	15.853	15.540	15.277	15.163
MP4 (μSv/h)	11.060	11.077	11.377	13.130	13.253	13.147	12.330	12.273	12.070	12.013	11.920	11.873	11.780	11.750	11.770	11.667	11.737	11.787	11.657	11.693	11.933	12.607	11.713	11.700
MP5 (μSv/h)	10.380	10.380	10.613	13.813	12.420	12.147	11.567	11.620	11.367	11.367	11.213	11.167	11.153	11.113	11.073	11.073	11.053	11.173	10.920	11.220	11.287	11.713	11.153	11.067
MP6 (μSv/h)	11.443	11.463	12.017	14.217	13.800	12.843	12.550	12.540	12.447	12.383	12.273	12.233	12.183	12.117	12.127	12.083	12.073	11.997	11.940	11.970	12.023	12.107	11.987	11.973
MP7 (μSv/h)	N.D	N.D	N.D	N.D	N.D	N.D	N.D	N.D	N.D	N.D	N.D	N.D	N.D	N.D	N.D	N.D	N.D	N.D	N.D	N.D	N.D	N.D	N.D	N.D
wind direction	N	N	N	N	N	NNE	NNE	NNE	NNE	NNE	NNE	NNE	NNE	NNE	NNE	NNE	NNE	NNE	NNE	NNE	NNE	N	NNE	NNE
wind speed (m/s)	7.7	8.1	7.9	7.4	7.2	7.7	9.0	8.9	10.2	10.3	8.2	8.2	9.2	10.1	7.5	7.0	7.7	8.0	7.4	7.1	8.6	6.0	5.4	6.5

Fukushima Dai-2 NPS

as of 12:00, March 24th, 2011



Results of environmental monitoring at each NPSs etc.

unit: μ Sv/h

Range of normal average value	Company	NPS	March 23rd, 2011											
			12:00	13:00	14:00	15:00	16:00	17:00	18:00	19:00	20:00	21:00	22:00	23:00
0.023~0.027	Hokkaido Electric Power Co.	Tomari NPS	0.028	0.026	0.026	0.026	0.025	0.024	0.025	0.026	0.026	0.030	0.027	0.027
0.024~0.060	Tohoku Electric Power Co.	Onagawa NPS	1.30	1.30	1.30	1.30	1.20	1.20	1.20	1.20	1.20	1.20	1.20	1.20
0.012~0.060		Higashidori NPS	0.021	0.019	0.019	0.018	0.018	0.018	0.018	0.018	0.017	0.017	0.017	0.018
0.033~0.050	Tokyo Electric Power Co.	Fukushima Dai-ichi*	225.2	225.4	222.4	265.4	331.5	265.1	253.0	244.6	236.5	232.3	228.3	224.9
0.036~0.052		Fukushima Dai-ni	15.070	16.193	16.047	15.513	14.920	14.760	14.257	13.990	13.867	13.700	13.583	13.440
0.011~0.159		Kashiwazaki kariwa NPS	0.064	0.065	0.064	0.065	0.065	0.065	0.066	0.064	0.064	0.064	0.066	0.065
0.036~0.053	Japan Atomic Power Co.	Tokai Dai-ni NPS	1.149	1.113	1.123	1.109	1.085	1.076	1.055	1.037	1.034	1.031	1.022	1.017
0.039~0.110		Tsuruga NPS	0.073	0.073	0.072	0.073	0.073	0.072	0.072	0.073	0.073	0.074	0.073	0.072
0.064~0.108	Chubu Electric Power Co.	Hamaoka NPS	0.085	0.084	0.084	0.084	0.084	0.084	0.083	0.084	0.084	0.084	0.084	0.084
0.0207~0.132	Hokuriku Electric Power Co.	Shika NPS	0.032	0.032	0.032	0.032	0.032	0.033	0.032	0.033	0.032	0.032	0.032	0.032
0.028~0.130	Chugoku Electric Power Co.	Shimane NPS	0.030	0.030	0.030	0.031	0.031	0.029	0.029	0.029	0.030	0.030	0.030	0.030
0.070~0.077		Mihama NPS	0.073	0.072	0.071	0.071	0.074	0.071	0.072	0.073	0.073	0.072	0.071	0.074
0.045~0.047	Kansai Electric Power Co.	Takahama NPS	0.042	0.043	0.043	0.042	0.043	0.042	0.043	0.043	0.042	0.042	0.043	0.042
0.036~0.040		Ooi NPS	0.000	0.000	0.000	0.000	0.000	0.000	0.034	0.035	0.033	0.034	0.035	0.035
0.011~0.080	Shikoku Electric Power Co.	Ikata NPS	0.014	0.014	0.014	0.014	0.014	0.014	0.013	0.013	0.014	0.014	0.014	0.014
0.023~0.087	Kyushu Electric Power Co.	Genkai NPS	0.026	0.026	0.026	0.026	0.026	0.025	0.026	0.026	0.026	0.026	0.026	0.026
0.034~0.120		Sendai NPS	0.037	0.038	0.038	0.038	0.037	0.039	0.034	0.036	0.039	0.039	0.039	0.038
0.009~0.069	Japan Nuclear Fuel Limited	Japan Nuclear Fuel Reprocessing Plant	0.018	0.017	0.017	0.016	0.016	0.016	0.016	0.016	0.016	0.016	0.026	0.020
0.009~0.071		Japan Nuclear Fuel Plant Disposal	0.022	0.021	0.020	0.020	0.019	0.020	0.020	0.020	0.020	0.020	0.033	0.025

*There could be small deviation on the monitoring time and area because of operational situation concerning with data of Fukushima Dai-ichi NPS

Range of normal average value	Company	NPS	March 24th, 2011											
			0:00	1:00	2:00	3:00	4:00	5:00	6:00	7:00	8:00	9:00	10:00	11:00
0.023~0.027	Hokkaido Electric Power Co.	Tomari NPS	0.033	0.028	0.027	0.031	0.028	0.027	0.026	0.026	0.026	0.025		
0.024~0.060	Tohoku Electric Power Co.	Onagawa NPS	1.20	1.20	1.20	1.20	1.20	1.20	1.20	1.20	1.20	1.20		
0.012~0.060		Higashidori NPS	0.018	0.018	0.020	0.022	0.021	0.026	0.023	0.019	0.018	0.019		
0.033~0.050	Tokyo Electric Power Co.	Fukushima Dai-ichi*	222.3	220.6	218.9	216.6	215.1	214.4	212.8	212.2	211.6	210.1		
0.036~0.052		Fukushima Dai-ni	13.350	13.257	13.160	13.123	13.023	12.978	12.950	12.817	12.810	12.707		
0.011~0.159		Kashiwazaki kariwa NPS	0.066	0.065	0.066	0.065	0.066	0.066	0.065	0.065	0.065	0.066		
0.036~0.053	Japan Atomic Power Co.	Tokai Dai-ni NPS	1.007	1.006	1.003	0.996	0.990	0.989	0.990	0.983	0.983	0.978		
0.039~0.110		Tsuruga NPS	0.074	0.073	0.074	0.074	0.074	0.074	0.074	0.075	0.075	0.077		
0.064~0.108	Chubu Electric Power Co.	Hamaoka NPS	0.084	0.084	0.084	0.084	0.085	0.084	0.085	0.085	0.084	0.084		
0.0207~0.132	Hokuriku Electric Power Co.	Shika NPS	0.032	0.032	0.032	0.032	0.033	0.033	0.033	0.041	0.042	0.037		
0.028~0.130	Chugoku Electric Power Co.	Shimane NPS	0.031	0.030	0.030	0.030	0.030	0.030	0.030	0.033	0.032	0.030		
0.070~0.077	Kansai Electric Power Co.	Mihama NPS	0.072	0.073	0.073	0.072	0.073	0.073	0.074	0.073	0.074	0.073		
0.045~0.047		Takahama NPS	0.043	0.043	0.042	0.043	0.043	0.043	0.042	0.043	0.043	0.044		
0.036~0.040	Ooi NPS	0.036	0.036	0.037	0.037	0.037	0.037	0.037	0.036	0.037	0.036			
0.011~0.080	Shikoku Electric Power Co.	Ikata NPS	0.014	0.014	0.014	0.014	0.014	0.014	0.014	0.013	0.014	0.014		
0.023~0.087	Kyushu Electric Power Co.	Genkai NPS	0.026	0.025	0.026	0.027	0.026	0.026	0.027	0.026	0.027	0.025		
0.034~0.120		Sendai NPS	0.036	0.037	0.037	0.040	0.037	0.039	0.038	0.037	0.039	0.037		
0.009~0.069	Japan Nuclear Fuel Limited	Japan Nuclear Fuel Reprocessing Plant	0.018	0.018	0.017	0.020	0.023	0.017	0.016	0.016	0.016	0.016		
0.009~0.071		Japan Nuclear Fuel Plant Disposal	0.022	0.021	0.020	0.023	0.025	0.021	0.020	0.020	0.020	0.020		

*There could be small deviation on the monitoring time and area because of operational situation concerning with data of Fukushima Dai-ichi NPS

Results of Nuclide Analysis in TEPCO Fukushima Dai-ichi NPS

Sampling Method: Extraction of Dust by Monitoring Car

Measuring Method: Analysis of Samples by Ge-Semiconductor Nuclide Analyzer in Fukushima Dai-ichi NPS (once in a day)

Measuring time: 500 seconds

Nuclide		March 19th, 2011 North of Main Building			March 20th, 2011 North of Main Building			March 21st, 2011 North of Main Building			③Conc. Limit in Air Breathed by Radiation Worker (Bq/cm ³)※
		Sampling Time(11:53~12:13) * Before Water Spraying			Sampling Time(1:41~2:01)			Sampling Time(10:19~10:39)			
		Measuring Duration(14:12~)			Measuring Duration(13:28~)			Measuring Duration(13:28~)			
		①Conc. of Radioactivity (Bq/cm ³)	②Conc. of Detection Limit (Bq/cm ³)	Ratio of Conc.Limit In Air (①/③)	① Conc. of Radioactivity (Bq/cm ³)	②Conc. of Detection Limit (Bq/cm ³)	Ratio of Conc.Limit In Air (①/③)	① Conc. of Radioactivity (Bq/cm ³)	②Conc. of Detection Limit (Bq/cm ³)	Ratio of Conc.Limit in Air (①/③)	
Volatile	I-131	5.940E-03	3.374E-05	5.94	2.303E-03	1.256E-05	2.30	1.516E-03	1.134E-05	1.52	1.0E-03
	I-132	2.203E-03	8.816E-05	0.03	N.D			2.539E-04	2.702E-05	0.00	7.0E-02
	I-133	3.773E-05	2.861E-05	0.01	N.D			N.D			5.0E-03
In Particle	Cs-134	2.165E-05	1.692E-05	0.01	2.840E-05	4.755E-06	0.01	3.383E-05	5.364E-06	0.02	2.0E-03
	Cs-136	N.D			5.629E-06	5.447E-06	0.0005629	4.529E-06	3.321E-06	0.0005	1.0E-02
	Cs-137	2.437E-05	1.771E-05	0.01	2.892E-05	5.003E-06	0.01	3.801E-05	4.671E-06	0.01	3.0E-03

Nuclide		March 22nd, 2011 Main Gate			March 23rd, 2011 Main Gate						③Conc. Limit in Air Breathed by Radiation Worker (Bq/cm ³)※
		Sampling Time(1:10~1:30)			Sampling Time(2:01~2:21)						
		Measuring Duration(14:50~)			Measuring Duration(14:54~)						
		①Conc. of Radioactivity (Bq/cm ³)	②Conc. of Detection Limit (Bq/cm ³)	Ratio of Conc.Limit In Air (①/③)	① Conc. of Radioactivity (Bq/cm ³)	②Conc. of Detection Limit (Bq/cm ³)	Ratio of Conc.Limit in Air (①/③)	① Conc. of Radioactivity (Bq/cm ³)	②Conc. of Detection Limit (Bq/cm ³)	Ratio of Conc.Limit in Air (①/③)	
Volatile	I-131	2.239E-03	1.569E-05	2.24	6.7E-04	9.6E-06	0.67				1.0E-03
	I-132	N.D			N.D						7.0E-02
	I-133	N.D									5.0E-03
In Particle	Co-58	N.D			5.1E-06	5.1E-06	0.00				1.0E-02
	Cs-134	1.591E-05	5.853E-06	0.01	1.7E-05	4.2E-06	0.01				2.0E-03
	Cs-136	N.D			3.0E-06	2.7E-06	0.00				1.0E-02
	Cs-137	1.889E-05	5.295E-06	0.01	1.3E-05	4.2E-06	0.00				3.0E-03
Other	Te-129	N.D			2.3E-01	1.2E-01	0.58				4.0E-01
	Te-132	6.680E-05	1.116E-05	0.01	N.D	4.5E-06	0.06				7.0E-03
	Ce-144	N.D			1.3E-03	3.7E-04	1.86				7.0E-04

※Legal concentration limit provided to average density of three months of radionuclide in air that person breathes.

Sampling Method: Sampling by Pumping Seawater

Measuring Method: Analysis of 500 ml Seawater Sample by Ge-Semiconductor Nuclide Analyzer in Fukushima Dai-ri NPS

Measuring time: 1000 seconds

Nuclide	as of 14:30, March 21st, 2011			as of 06:30, March 22nd, 2011			as of 08:50, March 23rd, 2011			③Conc. Limit in Water outside Environmental Monitoring Area
	Near south water discharge gate (Unit1-4 330m from water discharge gate in direction of			Near south water discharge gate (Unit1-4 330m from water discharge gate in direction of			Near south water discharge gate (Unit1-4 330m from water discharge gate in direction of			
	①Conc. of Radioactivity (Bq/cm ³)	②Conc. of Detection Limit (Bq/cm ³)	Ratio of Conc.Limit in Water (①/③)	① Conc. of Radioactivity (Bq/cm ³)	②Conc. of Detection Limit (Bq/cm ³)	Ratio of Conc.Limit in Water (①/③)	① Conc. of Radioactivity (Bq/cm ³)	②Conc. of Detection Limit (Bq/cm ³)	Ratio of Conc.Limit in Water (①/③)	
Co-58	5.955E-02	3.349E-02	0.1	1.668E-02	2.138E-02	0.0	5.0E-02	2.6E-02	-	1.0E+00
I-131	5.066E+00	4.245E-02	126.7	1.190E+00	2.293E-02	29.8	5.9E+00	3.6E-02	146.9	4.0E-02
I-132	2.136E+00	1.925E-01	0.7	1.362E+00	7.721E-02	0.5	5.4E+00	1.4E-01	1.8	3.0E+00
Cs-134	1.486E+00	4.030E-02	24.8	1.504E-01	1.769E-02	2.5	2.5E-01	2.7E-02	4.2	6.0E-02
Cs-136	2.132E-01	2.358E-02	0.7	2.350E-02	1.056E-02	0.1	2.5E-02	2.4E-02	0.1	3.0E-01
Cs-137	1.484E+00	4.204E-02	16.5	1.535E-01	1.626E-02	1.7	2.5E-01	2.7E-02	2.8	9.0E-02
Zr-95							2.3E-01	7.8E-02	0.3	9E-01
Ru-105							6.7E-01	6.2E-01	0.3	3E+00
Ru-106							3.7E-01	2.0E-01	3.7	1E-01
Te-129							4.0E+00	3.9E+00	0.4	1E+01
Te-132							4.0E+01	3.6E-02	200.5	2E-01
La-140							1.3E-02	1.0E-02	0.0	4E-01

Results of Nuclide Analysis in TEPCO Fukushima Dai-ri NPS

Sampling Method:Extraction of Dust by Monitoring Car

Measuring Method: Analysis of Samples by Ge-Semiconductor Nuclide Analyzer in Fukushima Dai-ri NPS (twice in a day)

Nuclide		March 16th, 2011			March 16th, 2011			March 17th, 2011			③Conc. Limit in Air Breathed by Radiation Worker (Bq/cm ³)※
		East Side of Information Building			1st Floor Entrance of Earthquake Isolation Building			MP-1			
		Sampling Time (7:56~8:06)			Sampling Time (10:00~10:10)			Sampling Time(13:50~14:00)			
		Measuring Duration(8:47~)			Measuring Duration(11:59~)			Measuring Duration(22:01~)			
		500 seconds			500 seconds			1000 seconds			
		①Conc. of Radioactivity (Bq/cm ³)	②Conc. of Detection Limit (Bq/cm ³)	Ratio of Conc.Limit in Air (①/③)	①Conc. of Radioactivity (Bq/cm ³)	②Conc. of Detection Limit (Bq/cm ³)	Ratio of Conc.Limit in Air (①/③)	①Conc. of Radioactivity (Bq/cm ³)	②Conc. of Detection Limit (Bq/cm ³)	Ratio of Conc.Limit In Air (①/③)	
Volitile	I-131	3.432E-04	2.559E-05	0.34	6.889E-04	1.268E-05	0.69	9.432E-05	3.351E-06	0.09	1.0E-03
	I-132	1.149E-03	2.812E-05	0.02	7.528E-04	1.986E-05	0.01	N.D			7.0E-02
	I-133	3.448E-05	2.687E-05	0.01	4.395E-05	1.497E-05	0.01	3.304E-06	4.478E-06	0.00	5.0E-03
In Particle	Co-58	N.D			4.943E-05	2.685E-05	0.00	2.494E-05	2.061E-05	0.00	1.0E-02
	Cs-134	1.237E-04	1.449E-05	0.06	4.163E-04	2.459E-05	0.21	3.314E-04	1.680E-05	0.17	2.0E-03
	Cs-136	2.699E-05	9.412E-06	0.00	7.504E-05	1.495E-05	0.01	6.107E-05	1.296E-05	0.01	1.0E-02
	Cs-137	1.227E-04	1.311E-05	0.04	3.861E-04	2.057E-05	0.13	3.232E-04	1.702E-05	0.11	3.0E-03

Nuclide		March 18th, 2011			March 18th, 2011			March 19th, 2011			③Conc. Limit in Air Breathed by Radiation Worker (Bq/cm ³)※
		MP-1			MP-1			MP-1			
		Sampling Time (8:22~8:32)			Sampling Time (15:09~15:19)			Sampling Time (9:15~9:25)			
		Measuring Duration(9:40~)			Measuring Duration(17:12~)			Measuring Duration(10:39~)			
		1000 seconds			1000 seconds			1000 seconds			
		①Conc. of Radioactivity (Bq/cm ³)	②Conc. of Detection Limit (Bq/cm ³)	Ratio of Conc.Limit in Air (①/③)	①Conc. of Radioactivity (Bq/cm ³)	②Conc. of Detection Limit (Bq/cm ³)	Ratio of Conc.Limit in Air (①/③)	①Conc. of Radioactivity (Bq/cm ³)	②Conc. of Detection Limit (Bq/cm ³)	Ratio of Conc.Limit in Air (①/③)	
Volitile	I-131	8.630E-04	3.145E-05	0.86	4.298E-03	4.993E-05	4.30	2.695E-04	5.585E-05	0.27	1.0E-03
	I-132	1.720E-03	3.821E-05	0.02	2.625E-03	9.359E-05	0.04	N.D			7.0E-02
	I-133	N.D			5.246E-05	4.213E-05	0.01	N.D			5.0E-03
In Particle	Co-58	3.080E-05	2.048E-05	0.00	1.578E-04	1.435E-05	0.02	N.D			1.0E-02
	Cs-134	3.345E-04	1.666E-05	0.17	4.863E-04	1.538E-05	0.24	N.D			2.0E-03
	Cs-136	5.882E-05	1.012E-05	0.01	8.416E-05	1.436E-05	0.01	N.D			1.0E-02
	Cs-137	3.147E-04	1.683E-05	0.10	4.306E-04	1.715E-05	0.14	N.D			3.0E-03

※Legal concentration limit provided to average density of three months of radionuclide in air that person breathes.

Nuclide		March 19th, 2011			March 20th, 2011			March 20th, 2011			③Conc. Limit in Air Breathed by Radiation Worker (Bq/cm ³)※
		MP-1			MP-1			MP-1			
		Sampling Time (18:18~18:28)			Sampling Time (11:27~11:37)			Sampling Time (17:10~17:20)			
		Measuring Duration(19:08~)			Measuring Duration(16:17~)			Measuring Duration(21:11~)			
		1000 seconds			500 seconds			500 seconds			
		①Conc. of Radioactivity (Bq/cm ³)	②Conc. of Detection Limit (Bq/cm ³)	Ratio of Conc.Limit in Air (①/③)	①Conc. of Radioactivity (Bq/cm ³)	②Conc. of Detection Limit (Bq/cm ³)	Ratio of Conc.Limit in Air (①/③)	①Conc. of Radioactivity (Bq/cm ³)	②Conc. of Detection Limit (Bq/cm ³)	Ratio of Conc.Limit in Air (①/③)	
Volitile	I-131	2.513E-04	5.665E-05	0.25	5.254E-05	1.155E-05	0.05	2.230E-04	4.286E-05	0.22	1.0E-03
	I-132	1.229E-04	1.226E-04	0.00	N.D			N.D			7.0E-02
	I-133	N.D			N.D			N.D			5.0E-03
In Particle	Co-58	N.D			N.D			N.D			1.0E-02
	Cs-134	N.D			N.D			N.D			2.0E-03
	Cs-136	N.D			N.D			N.D			1.0E-02
	Cs-137	N.D			N.D			N.D			3.0E-03

Nuclide		March 21st, 2011			March 21st, 2011			March 23rd, 2011			③Conc. Limit in Air Breathed by Radiation Worker (Bq/cm ³)※
		MP-1			MP-1			MP-1			
		Sampling Time(10:40~10:50)			Sampling Time(18:11~18:19)			Sampling Time(16:06~16:14)			
		Measuring Duration(12:15~)			Measuring Duration(19:00~)			Measuring Duration(17:38~)			
		500 seconds			500 seconds			500 seconds			
		①Conc. of Radioactivity (Bq/cm ³)	②Conc. of Detection Limit (Bq/cm ³)	Ratio of Conc.Limit In Air (①/③)	①Conc. of Radioactivity (Bq/cm ³)	②Conc. of Detection Limit (Bq/cm ³)	Ratio of Conc.Limit In Air (①/③)	①Conc. of Radioactivity (Bq/cm ³)	②Conc. of Detection Limit (Bq/cm ³)	Ratio of Conc.Limit In Air (①/③)	
Volitile	I-131	2.250E-04	1.687E-05	0.23	1.580E-04	1.931E-05	0.16	2.1E-04	1.4E-05	0.21	1.0E-03
	I-132	2.420E-04	2.401E-05	0.00	8.097E-04	1.937E-05	0.01	2.8E-04	2.8E-05	0.00	7.0E-02
	I-133	N.D						N.D			5.0E-03
In Particle	Co-58	1.065E-05	1.138E-05	0.00	1.341E-05	9.886E-06	0.00	N.D			1.0E-02
	Cs-134	4.410E-05	9.294E-06	0.02	3.017E-05	1.005E-05	0.02	1.7E-05	8.5E-06	0.01	2.0E-03
	Cs-136	N.D			N.D			3.7E-06	5.2E-06	0.00	1.0E-02
	Cs-137	4.711E-05	7.959E-06	0.02	3.306E-05	9.703E-06	0.01	1.7E-05	6.9E-06	0.01	3.0E-03
Others	Te-129							9.3E-04	2.6E-04	0.93	1.0E-03
	Te-132							7.1E-04	6.5E-06	0.10	7.0E-03
	Ru-106							8.2E-05	5.7E-05	0.14	6.0E-04

※Legal concentration limit provided to average density of three months of radionuclide in air that person breathes.

Nuclide		March 22nd, 2011			March 22nd, 2011			March 23rd, 2011			③Conc. Limit in Air Breathed by Radiation Worker (Bq/cm ³)※
		MP-1			MP-1			MP-1			
		Sampling Time(10:40~10:50)			Sampling Time (16:43~16:51)			Sampling Time (16:06~16:14)			
		Measuring Duration(12:15~)			Measureing Duration(17:32~)			Measureing Duration(17:38~)			
		500 seconds			500 seconds			500 seconds			
		①Conc. of Radioactivity (Bq/cm ³)	②Conc. of Detection Limit (Bq/cm ³)	Ratio of Conc.Limit in Air (①/③)	①Conc. of Radioactivity (Bq/cm ³)	②Conc. of Detection Limit (Bq/cm ³)	Ratio of Conc.Limit in Air (①/③)	①Conc. of Radioactivity (Bq/cm ³)	②Conc. of Detection Limit (Bq/cm ³)	Ratio of Conc.Limit in Air (①/③)	
Volitile	I-131	1.416E-04	2.272E-05	0.14	1.349E-04	2.216E-05	0.13	2.1E-04	1.4E-05	0.21	1.0E-03
	I-132	N.D			N.D			2.8E-04	2.8E-05	0.00	7.0E-02
	I-133	N.D			N.D			N.D			5.0E-03
In Particle	Co-58	N.D			N.D			N.D			1.0E-02
	Cs-134	1.293E-05	9.474E-06	0.01	1.353E-05	9.812E-06	0.01	1.7E-05	8.5E-06	0.01	2.0E-03
	Cs-136	N.D			N.D			3.7E-06	5.2E-06	0.00	1.0E-02
	Cs-137	1.024E-05	8.838E-06	0.003	1.369E-05	8.361E-06	0.005	1.7E-05	6.9E-06	0.01	3.0E-03
others	Te-129	2.316E-03	1.784E-03	0.01	N.D			9.3E-04	2.6E-04	0.00	4.0E-01
	Te-132	2.191E-05	1.649E-05	0.003	N.D			7.1E-04	6.5E-06	0.01	7.0E-02
	Ru-106	N.D			N.D			8.2E-05	5.7E-05	0.14	6.0E-04

※Legal concentration limit provided to average density of three months of radionuclide in air that person breathes.

Sampling Method: Sampling by Pumping Seawater

Measuring Method: Analysis of 500 ml Seawater Sample by Ge-Semiconductor Nuclide Analyzer

Measuring time: 1,000 seconds

Nuclide	as of 23:15, March 21st, 2011 Near north water discharge gate (water discharge gate of			as of 15:06, March 22nd, 2011 Near Iwasawa Seashore (around 7,000m from water			as of 0:38, March 22nd, 2011 Near mouth of Tomioka River (around 2,000m from water			③Conc. Limit in Water outside Environmental Monitoring Area
	①Conc. of Radioactivity (Bq/cm ³)	②Conc. of Detection Limit (Bq/cm ³)	Ratio of Conc.Limit In Water (①/③)	①Conc. of Radioactivity (Bq/cm ³)	②Conc. of Detection Limit (Bq/cm ³)	Ratio of Conc.Limit in Water (①/③)	①Conc. of Radioactivity (Bq/cm ³)	②Conc. of Detection Limit (Bq/cm ³)	Ratio of Conc.Limit in Water (①/③)	
Co-58	5.704E-03	7.570E-03	0.0	N.D	1.301E-02		1.028E-02	1.253E-02	0.0	1.0E+00
I-131	1.085E+00	1.284E-02	27.1	6.664E-01	1.862E-02	16.7	3.211E+00	1.694E-02	80.3	4.0E-02
I-132	1.597E-01	4.392E-02	0.1	N.D	7.915E-02		8.761E-01	4.236E-02	0.3	3.0E+00
Cs-134	4.815E-02	9.213E-03	0.8	3.925E-02	1.135E-02	0.7	7.535E-02	1.102E-02	1.3	6.0E-02
Cs-136	6.682E-03	4.722E-03	0.0	N.D	6.784E-03		1.159E-02	7.718E-02	0.0	3.0E-01
Cs-137	5.283E-02	8.822E-03	0.6	4.361E-02	1.129E-02	0.5	7.760E-02	1.186E-02	0.9	9.0E-02

Nuclide	as of 14:28, March 22nd, 2011 Near north water discharge gate (water discharge gate of			as of 13:51, March 23rd, 2011 Near Iwasawa Seashore (around 7,000m from water			as of 14:25, March 23rd, 2011 Near Iwasawa Seashore (around 7,000m from water			③Conc. Limit in Water outside Environmental Monitoring Area
	①Conc. of Radioactivity (Bq/cm ³)	②Conc. of Detection Limit (Bq/cm ³)	Ratio of Conc.Limit In Water (①/③)	①Conc. of Radioactivity (Bq/cm ³)	②Conc. of Detection Limit (Bq/cm ³)	Ratio of Conc.Limit in Water (①/③)	①Conc. of Radioactivity (Bq/cm ³)	②Conc. of Detection Limit (Bq/cm ³)	Ratio of Conc.Limit in Water (①/③)	
Co-58	N.D	1.526E-02								1.0E+00
Ru-105				3.4E-02	2.5E-02		3.3E-02	2.8E-02	0.01	3E+00
Ru-106							1.2E-01	1.2E-01	1.25	1E-01
I-131	1.138E+00	1.993E-02	28.5	7.4E-01	2.7E-02	16.7	7.6E-01	2.7E-02	19.1	4.0E-02
I-132	N.D	8.791E-02		2.0E-01	5.8E-02		3.3E-01	5.3E-02	0.1	3.0E+00
Cs-134	4.631E-02	1.350E-02	0.8	5.1E-02	2.0E-02	0.7	3.3E-02	2.1E-02	0.5	6.0E-02
Cs-136	N.D	7.849E-03								3.0E-01
Cs-137	3.962E-02	1.406E-02	0.4	5.5E-02	2.0E-02	0.5	4.3E-02	2.1E-02	0.5	9.0E-02